


**United States Dog Agility Association, Inc.
Class Results Reporting Form**

Event # 3624 Event Date: 9/21/08 Class Start: 10:01 Finish: 10:22

Class: **STANDARD AGILITY – STARTERS/NOVICE** # of Dogs Entered: 19

No. of Dogs Actually Competing: 26" 4 22" 14 16" 1 12" 0 # of Dogs Qualified: 6


	<u>Course Distance</u>	<u>SCT</u>	
Open Division: 22" & 26"	<u>134</u>	<u>60</u>	(2.00-2.25 yps)
Mini-Dog Division:			
16"	<u>130</u>	<u>60</u>	(2.00-2.25 yps)
12"	<u>130</u>	<u>63</u>	(2.00-2.25 yps)

Judge's Signature: 

Check here if judging change from filed application.

NOTE: A qualifying score requires a zero fault round. MAXIMUM SCT is 75 SECONDS.

P	ENTRY #	DOG & HANDLER'S NAME	REGISTRATION #	SCORE		Q
				Time	Faults	
2	26159	Skip C. Sue Parley	131074	39.99	5	—
1	26087	Quik C. Chanler	509618	45.93	0	Q
2	22012	Leda C. Tuft	501827	39.31	0	Q
1	22027	Roxy L. Jacobs	500563	35.23	0	Q
3	22277	Abby M. Reese	509898	40.76	0	Q
4	22347	mules P. Nicholas	131707	53.22	0	Q
	22301	Whisper L. Jacobs	508282	57.48	0	Q
 						


Rows Completed (including back of form): 7 Scorekeeper: 

**United States Dog Agility Association, Inc.
Class Results Reporting Form**

Event # 3624 Event Date: 9/21/08 Class Start: 9:40 Finish: 9:59

Class: **PERFORMANCE STANDARD – LEVEL 1** # of Dogs Entered: 16

No. of Dogs Actually Competing: 22" 2 16" 6 12" 4 8" 2 # of Dogs Qualified: 0

	<u>Course Distance</u>	<u>SCT</u>	<u>Judge's Signature:</u>
Open Division: 16" & 22"	<u>134</u>	<u>63</u> (CHAMP+3 secs.)	 <input type="checkbox"/> Check here if judging change from filed application.
Mini-Dog Division:			
12"	<u>130</u>	<u>63</u> (CHAMP+3 secs.)	
	8"	<u>130</u>	<u>66</u> (CHAMP+3 secs.)

NOTE: A qualifying score requires a zero fault round. MAXIMUM SCT is 75 SECONDS.

P	ENTRY #	DOG & HANDLER'S NAME	REGISTRATION #	SCORE		Q
				Time	Faults	
1	08223	Odie P. Sugar	1 0 7 8 8 3	66.54	0.54	-
2	08365	Hubble C. Freeman	5 0 8 6 9 7	53.36	25	-
1	12341	Kenzie K. Bruce	5 0 2 3 9 0	44.49	5	-
3	12409	Maddie A. Campbell	1 2 9 6 9 6	71.36	28.36	-
2	12417	Hammer J. Bernard	1 2 5 2 4 2	70.81	27.81	-
1	22131	Karina J. Keifer	5 0 6 3 2 0	63.00	25	-
4	16003	Cody S. Hunter	5 0 8 0 4 7	63.56	10.56	-
1	16169	Jesse V. Williams	5 0 5 5 7 3	49.80	5	-
2	16297	Oliver L. Dolan	5 0 8 6 1 9	69.08	6.08	-
3	16303	Pippin L. Preston	5 0 6 1 8 6	44.12	10	-

Rows Completed (including back of form): 10 Scorekeeper: Cheryl